

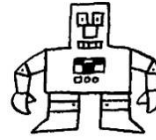







P p P p



1. Je colorie si j'entends p.




2. J'écris les syllabes.








3. J'écris les syllabes.


pa pu pé pi po



4. J'écris les mots.

pipe - pavé - épée - repas

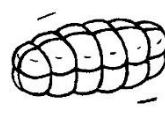







T t T t



1. Je colorie si j'entends t.





2. J'écris la lettre t.

Handwriting practice lines with the letter 't' written on the first line.

3. J'écris les syllabes.

ti té to ta tu



Empty box for writing the syllable 'ti'.


Empty box for writing the syllable 'té'.

Empty box for writing the syllable 'to'.

Empty box for writing the syllable 'ta'.

4. J'écris les mots.

télé - tortue - tomate - tapis

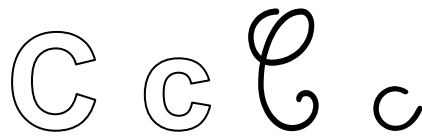
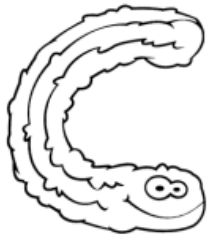


Two horizontal lines for writing the word 'télé'.


Two horizontal lines for writing the word 'tortue'.

Two horizontal lines for writing the word 'tomate'.

Two horizontal lines for writing the word 'tapis'.





1. Je colorie si j'entends c.



2. J'écris la lettre c.

Handwriting practice lines with a small 'c' written on the first line.

3. J'écris les syllabes. ca co cu



Empty square box for writing the syllable 'ca'.

Empty square box for writing the syllable 'co'.

Empty square box for writing the syllable 'cu'.

Empty square box for writing the syllable 'cu'.

4. J'écris les mots. col - café - école - canard

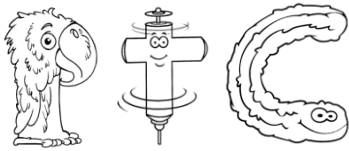


Blank handwriting line for the word 'col'.

Blank handwriting line for the word 'café'.

Blank handwriting line for the word 'école'.

Blank handwriting line for the word 'canard'.



p t c



1. Je compte les syllabes.

cacao

tomate

café

locomotive

tortue

2. Je lis et je dessine.

la tulipe

la tomate

le pirate

le canard

3. Je complète.

café - tapis - pipe - épée

Papa fume sa

Mamie prépare le

Le pirate a une


Le chat a sali le



4. Je cherche et je recopie les mots comme dans l'exemple.

r : rat, rue, riz



t : t....., t....., t.....



è ê è ê



1. Je colorie si j'entends è.





2. J'écris les lettres è ê.

Handwriting practice lines with the letters 'è' and 'ê' written on the first line.

3. J'écris les syllabes.

nè pè chè lè rê sè



Empty square box for writing the syllable 'nè'.

Empty square box for writing the syllable 'pè'.

Empty square box for writing the syllable 'chè'.

Empty square box for writing the syllable 'lè'.

4. J'écris un ou une. un - une

..... forêt


..... rivière

..... rêve

..... père

..... mèche


..... frère



B b B b



1. Je colorie si j'entends b.



2. J'entoure la lettre b B.

b b d b B P b p b b d p P B b d






3. J'écris les syllabes.

bi bé bo ba bu



4. J'écris les mots.

cube - bocal - boa - botte









D d D d



1. Je colorie si j'entends d.



2. J'écris la lettre d.

Handwriting practice lines with the letter 'd' written on the first line.

3. J'écris les syllabes.

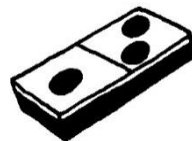
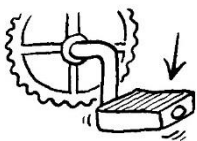


Blank handwriting lines for syllable practice.



Blank handwriting lines for syllable practice.

4. J'écris les mots. domino - pédale - dame - crocodile



Blank handwriting lines for the word 'domino'.

Blank handwriting lines for the word 'pédale'.

Blank handwriting lines for the word 'dame'.

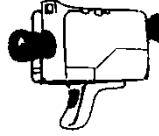



Blank handwriting lines for the word 'crocodile'.




G g G g



1. Je colorie si j'entends g.



2. J'écris la lettre g.



3. J'écris les syllabes.

ga gu go gue qui



4. J'écris les mots.

guêpe - gare - vague - figure





b d g



1. Je compte les syllabes.

garé

balle

donné

légume

boa

2. Je lis et je dessine.

le domino

la guitare

le tigre

la bague

3. J'écris les phrases.

adore - les - Magalie - légumes


la - gare - à - arrive - Adèle

4. Je cherche et je recopie les mots comme dans l'exemple. *r* : rat, rue, riz





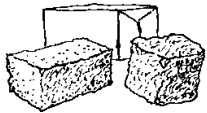
b d g : b....., d....., g.....

pr cr fr br gr vr

1. J'écris les lettres.



2. Colorie les syllabes.

				
di gre	fri des	chè vre	ri vre	su gre
ti cre	vri tes	sè fre	li fre	zu cre

3. Complète avec les mots du n° 2.

La a de jolis sabots .

Mamie a préparé des


Papy a mis du dans sa tasse.

Le a de grosses griffes.

Bruno a acheté un sur le rugby.

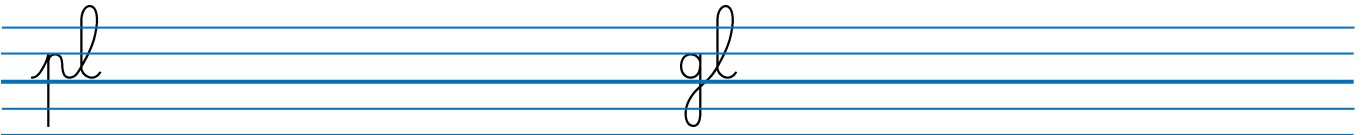
4. Sépare les mots, recopie en cursive et complète le dessin.

Letigresefrotteàumarbre.


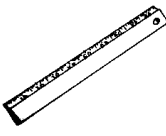





pl cl fl bl gl vl

1. J'écris les lettres.



2. Colorie les syllabes.

				
blu me	rè cle	nus cle	ta ble	glo pe
plu ne	ré gle	mus gle	da bre	clo be

3. Écris les mots.



4. Complète avec les mots du n° 3.

Tu as fermé la porte à

La a sonné, c'est la récré !

A Noël, Jules a eu un arc et une

Léa s'abrite de la sous le porche.

Bruno a un petit piano et une